

**École nationale  
supérieure d'architecture  
Versailles**

T. +33 (0)1 39 07 40 00 - F. +33 (0)1 39 07 40 99  
ensav@versailles.archi.fr  
versailles.archi.fr

# **Exchange students' guide 2021 - 2022**

## Contents:

03- Welcome message

04- Preparing your stay

- a. Check-list before and at your arrival
- b. Visa for non-European students (\* flash news from Campus France)

05- At your arrival

- a. How to get to Versailles (map & Plan ÉNSA Versailles)
- b. Accommodation (CROUS, CAF)
- c. Mandatory insurances
- d. Bank account
- e. Student public transport card
- f. Administration procedures (résidence permit, sécurité sociale)
- g. Cost of live: prepare your budget

10- Getting to know ÉNSA Versailles

- a. ÉNSA Versailles study organization
  - (1) Type of classes (TD, CM, Studios, Projects)
  - (2) French notation
  - (3) Courses and projects registration (specific: P45, IUR, C2a, E31, H31)
  - (4) French classes (FLE)
- b. Stay connected with ÉNSA Versailles intranet tools (Taïga, eforge, mailbox)
- c. Student card
- d. Study advice and help
- e. Calendar (exams per semester, public holidays)

14- ÉNSA Versailles student life

- a. Multimedia library
- b. IT and FabLab
- c. La Maréchalerie Art Center
- d. Student Associations (activites)
- e. Medical assistance & inability

22- What to do in Versailles

- a. Versailles events & famous historical points

23- Useful addresses and phone numbers

- a. useful French administration web sites
- b. Emergency calls (police station, fire station, night drugstore)

## Preparing your stay:

### Check-lists before and at your arrival

CHECK LIST PRE-ARRIVAL	
<input type="checkbox"/> Get your <a href="#">visa</a> *in time	
<input type="checkbox"/> Review Ensa Versailles academic calendar to book your plane ticket	
<input type="checkbox"/> Book your CROUS residence hall online or private housing before departure	
DOCUMENTS YOU MUST KEEP DURING YOUR STAY	
Exchange related documents	<input type="checkbox"/> acceptance letter <input type="checkbox"/> learning agreement « before mobility » signed document <input type="checkbox"/> id photos (for your student cards) <input type="checkbox"/> a portfolio of your home workshop and projects (for projects application)
ID Card	<input type="checkbox"/> For EU students : EU id card <input type="checkbox"/> For non-European students : a validated passport
Healthcare	<input type="checkbox"/> For EU students : EU healthcare card <input type="checkbox"/> For non-European students : registration to <a href="#">French healthcare system</a> is mandatory at your arrival
Multi – insurance « mutuelle étudiante »	<input type="checkbox"/> It is mandatory for exchange students to obtain private or supplement insurance known in French as " <a href="#">mutuelle étudiante</a> " which enable you : <ul style="list-style-type: none"><li>➤ to cover the <b>expense of your medical fee</b> (30%) that is not reimbursed by the French healthcare system</li><li>➤ to cover your <b>housing</b> (mandatory for every rental housing)</li><li>➤ to cover your <b>civil ability</b>, damages that you may cause to others during your study in France (mandatory)</li></ul>

### \*Visa for non-European students

The VLS-TS student visa allows you to pursue studies in France for a period of four months to one year. It must be validated upon your arrival in France. It entitles the holder to:

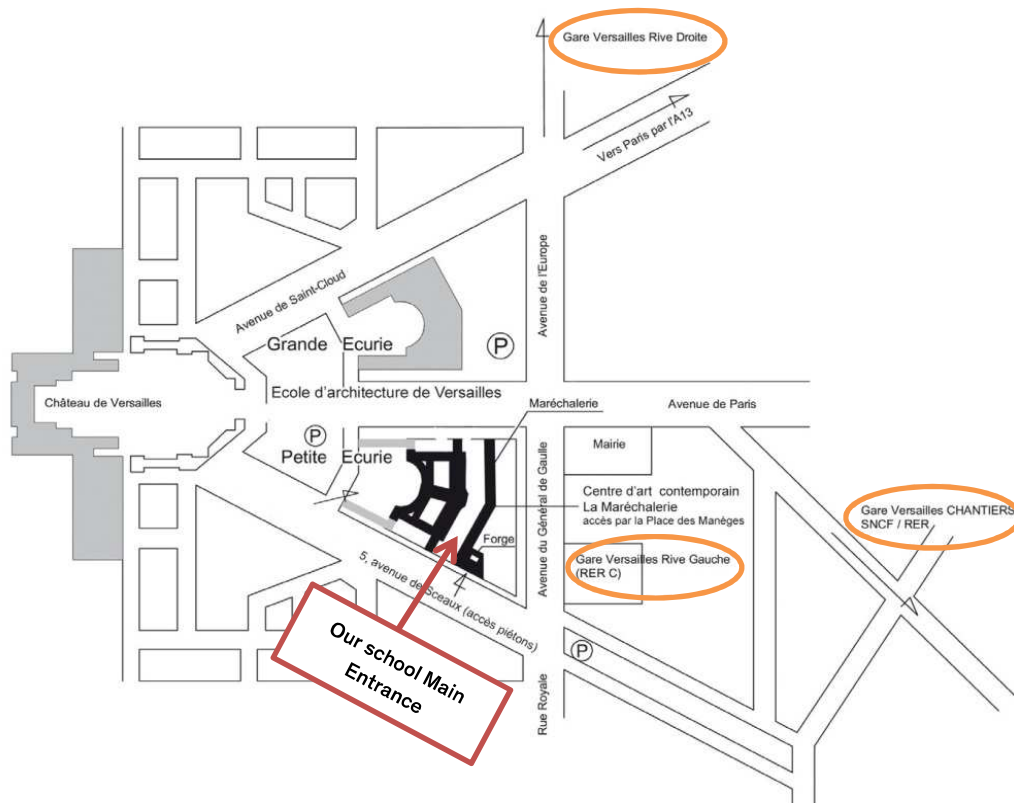
- travel freely in all the countries of the Schengen Area;
- work 964 hours per year, i.e. 20 hours per week, to supplement their financial resources;
- use the VISALE, the free security deposit service for students,
- receive a rental subsidy from the CAF, the family allowance fund (caisse d'allocations familiales),
- extend their stay beyond the period of validity of the issued residence permit.

All students who wish to study in France for more than 90 days must follow the [Campus France procedure](#) before applying for a visa.

## At your arrival:

### a) How to get to Versailles

From the airport	<ul style="list-style-type: none"> <li>• Train RER B via St Michel</li> <li>At St Michel: Train RER C to Gare de Versailles rive gauche</li> <li>• Train TGV to Gare Versailles Chantiers</li> </ul>	<ul style="list-style-type: none"> <li>▪ 10 - 14€</li> <li>▪ 25 €</li> </ul>
By Train from Paris	<ul style="list-style-type: none"> <li>• Train RER C : Les Invalides to Versailles rive gauche</li> <li>• Transilien N : Montparnasse station to Versailles Chantiers</li> <li>• Transilien L : St Lazare station to Versailles rive Droite</li> </ul>	<ul style="list-style-type: none"> <li>▪ 3 - 5€</li> </ul>
By bus	<ul style="list-style-type: none"> <li>• Bus 171 : Pont de Sèvres (Boulogne-Billancourt) to « avenue de Paris » bus stop</li> </ul>	<ul style="list-style-type: none"> <li>▪ 1,90€</li> </ul>
By car	<ul style="list-style-type: none"> <li>• A13 Highway, exit to Versailles-Château</li> <li>• A86 Highway, exit to Versailles-Château</li> </ul>	<ul style="list-style-type: none"> <li>▪ 30 - 50 min</li> </ul>



## TO DO LIST: BEFORE BEGINNING OF CLASSES

---

- Access to your assigned residence hall or private housing
- Get your certificate of enrollment (given by the international office on the first day of school)
- Buy your public transport card (with the ENSA Versailles certificate of enrollment)
- Subscribe to student multi-insurance "mutuelle étudiante" (for housing and civil ability)
- Register to [French healthcare system online](#) (for non-EU students only)
- Open a bank account ,especially if you intend to ask for an APL (French Housing Rental Aid)

For every administration action you are about to take as here below, please remember to bring the documents here below:

- a certificate of enrollment at ENSA Versailles;
- id or passport card,

## b) Accommodation

CROUS (as regional centers for student services in France) :

The first choices of many students are CROUS residence halls for the advantages they offer:

- the monthly rent is low (400€ to 500€ in the Parisian region);
- occupants can be eligible for housing aid from CAF (France's family assistance fund);
- the buildings are close to campus and high education schools;

and the opportunities for social interaction with other students are plentiful.

ENSA Versailles has an agreement with CROUS to reserve a quota of studios in student residences for exchange students near Versailles. In order to reserve a studio, you are asked to send the request form to ENSA Versailles two or three months prior to your arrival in France.

### PRIVATE HOUSINGS:

Other students choose the route to share space with other students or rent a room in local household, private apartments. Rooms and apartments are rented on the real-estate market in Versailles, either through an agency or directly from an individual property owner.

The prices are those that prevail on the open real-estate market. Expect to pay at least 500 to 800€ depending the place whether it's around Versailles or Paris.

You can find all student housings information and addresses on Campus France website:

<https://www.campusfrance.org/en/student-housing-france>

### OTHER TIPS: exchange with ENSA Versailles outgoing students

Our outgoing students sometimes happen to release their rooms or apartments before their mobility departure. Our international office can put you in contact with our outgoing students who wish to exchange their accommodations with you.

### CAF (Caisse d'allocation familiale): French housing financial aid

International students can be eligible for the CAF if you live and pay the rent of an apartment, a furnished rental, a studio or a flat share in France. Here follow you can find the conditions of application: [CAF Application flyer](#)

Before applying, you must open a French bank account to receive the CAF financial support.

## c) Mandatory insurances

### HOME INSURANCE

Whether you live in CROUS residence hall, a rental studio or in apartment, it is mandatory in France to contract a home insurance to cover or reimburse any damage that may be caused in your house during your stay. The landlord or the responsible of residence hall will ask you to provide a home insurance before signing your rental agreement.

### CIVIL LIABILITY INSURANCE

Under French law, it is mandatory for students to have a civil liability insurance (known as "assurance *responsabilité civile*") to cover damage you may cause to another person or property in every situation. It is generally included with the home insurance and complementary healthcare insurance in French student insurances known as "*mutuelle étudiante*", but it is up to you to study closely and choose every insurance offer. You can sign up with:

- French student healthcare insurance "*mutuelle étudiante*"
- insurance companies
- banks
- your University or parents' insurance contract may also have a civil liability insurance for study abroad.

In any case, please provide a copy of your civil liability insurance to ENSA Versailles before the beginning of classes.

### OPTIONAL: SUPPLEMENTARY HEALTHCARE INSURANCE

As the French healthcare system known as "*Sécurité Sociale*" consists of a free mandatory public healthcare insurance (cf 'Administration Procedures' here below), it covers your medical expenses on basis of 'agreed rates' (30 to 100%) in condition you ask the doctor to be your 'referent' one for every appointment. The supplementary healthcare insurance reimburses the complement amount that is not covered by the "*Sécurité Sociale*". This insurance is not compulsory but strongly recommended.

## d) Bank account

Opening a French bank account is highly recommended for foreign students stay for more than 6 months of study.

It is very convenient and enables you :

- to pay bills (electricity, telephone, housing rent)
- to pay subscriptions (transportation, Wifi connection).
- to cash any wages you receive
- to be reimbursed immediately for healthcare expenses.
- To avoid international transfers and cash withdrawals abroad, which may vary noticeably from one bank to another.

Other services offered by French banks also include:

- home insurance
- civil ability insurance
- supplementary healthcare insurance.

## e) Student public transportation card

The Paris region is divided into 5 zones and served by a wide public transport network: bus, metro, RER, tramway, Transilien trains.

- Buses start from Monday to Saturday around 7 a.m. to 8:30 p.m. There are night service between 8:30 p.m. and 12:30 a.m., especially buses leaving from Parisian major subway stations to RER interchange poles.
- The metro service starts every day - including public holidays - around 6 a.m. and ends around 12:45 a.m. (Sunday to Thursday) or 1:45 a.m. (Friday and Saturday), depending the station.
- RER trains start every day - including public holidays - around 6 a.m. and ends around 12:45 a.m.
- Transilien train stations open every day - including public holidays - around 4:30/5 a.m. to 11 p.m/1 a.m.

### STUDENT TRANSPORT PASS

Students and / or those under 26 years old can benefit preferential rates for subscribing to public transport.

It is usually required to present your identity card with your student card, if not a certificate of enrollment when purchasing your subscription.

You will need to buy your pass from an RATP point of sale or online:

- the Imagine-R card is for a monthly or annual subscription for students under 26 years old. It's the most cost-effective option.
- Navigo card monthly or annual for students over 26 years old.

Once loaded for one or more trips, a week, a month or even a year, it allows you to travel within the chosen zones in Parisian region (1 to 5)

More information on <https://www.ratp.fr/titres-et-tarifs>

## f) Administration procedures

### RESIDENCE PERMIT

All non- European students staying in France for more than 3 months must apply for a residence permit.

If you just arrived in France with a long stay study visa (VLS-TS), you need to validate it within 3 months online.

<https://administration-etrangers-en-france.interieur.gouv.fr/particuliers/#/>

You will need to provide:

- a valid email address;
- information on your visa;
- your date of arrival in France;
- your home address in France;
- a bank card to pay the 75 € fee for the residence permit online

(if unavailable, you can buy an electronic stamp in cash at a tobacconist or dedicated terminal).

## FRENCH HEALTHCARE SYSTEM: “SÉCURITÉ SOCIALE”

All students in France must register for “Sécurité sociale”, the French healthcare system which is free but mandatory in high education application.

For non-European students and European with the S1 form (EU/EEA and Switzerland), the affiliation can be done online: <https://etudiant-etranger.ameli.fr/#/>

You don't need to register if:

- you are European student and have an European Health insurance card (EHIC)
- you are Quebec student arriving with the SE 401-Q-106 form, on an exchange program.

### How does “Sécurité sociale” work?

Sécurité Sociale provides students with health coverage while studying in France by reimbursing 30 to 70% of their medical expenses. To increase the amount of reimbursement in your health expenses (up to 100%), you may take out supplementary health insurance, or “mutuelle santé” but it is not compulsory.

### How to benefit of your reimbursement?

After completing your registration online, you need to open an Ameli account on [ameli.fr](https://ameli.fr) or Ameli mobile application.

You can order an Ameli card known as “Carte Vitale” from your account and declare a ‘referent doctor’\*.

You must use your Ameli card when visiting a doctor, buying prescribed medicines and for medical tests.

#### **Important:**

**It is advised to declare a “referent doctor”, known as a general doctor who charges for only 20 to 25€ per visit. Private doctors may cost you up to 90€.**

**You will have to pay in advance for your medical expenses before receiving your reimbursement from your health insurer at the end of the month.**

## g) Cost of living : prepare your budget

### STUDENT MONTHLY BUDGET ESTIMATION

• Housing* (including water and electricity)	500 to 800€
• Insurance (home, civil ability)	20 to 45€
• Medical visit (to your ‘referent doctor’)	20 to 25€
• Food	250€
• CROUS restaurant at ENSA Versailles	60€ (=20 meals x 3€)
• Transportation	40€
• Phone / Wifi connection	25€
• School supplies	40€

\* Rental accommodation: security deposit corresponding to one month's rent is usually asked in advance to be paid in addition to the first month's rent.



## Getting to know ENSA Versailles:

### a) ENSA Versailles study organization

At ENSA Versailles the cursus is based on the LMD system: Bachelor, Master, Doctorate (PhD) recognized at national and European levels. These 3 levels are converted in ECTS credits, which allows all students - whether they are French or international - to easily understand and compare their degree program to any other European degree program.

Our exchange program offers Bachelor-year3 (Licence3) and Master-year1 (Master1) studies to our incoming students.

Other Master degree specialization in our school:

Master2 JHPP	Specialization: "Historical gardens, inheritance and landscape"
Master2 AST	Specialization: Research courses of "Architecture and its territories"
Double Master	Architect-Manager
Double Master	Civil engineer-Archi engineer
Double Master (International)	Ecological Urbanism with CAUP Tongji, Shanghai

### ACADEMIC CALENDAR:

Every year ENSA Versailles academic calendar is published on our website: <http://www.versailles.archi.fr/>

The academic year is divided into 2 semesters:

- 1<sup>st</sup> or Fall semester from September to February
- 2<sup>nd</sup> or Spring semester from February to July.

Exams period:

- 1st semester : 2 weeks - end of January to beginning of February
- 2<sup>nd</sup> semester : 2 weeks - beginning of June

### CURSUS PROGRAMS:

- Bachelor3 program:

Project (P31-P32) is organized according to two rhythms:

- the long project of 10 to 13 weeks' duration includes course and tutorials and favoring the teaching and the individual corrections provided by a teacher on a common program;
- the studio workshop, from 1 to 4 weeks, promoting students teaming and offering a privileged space for developing multidisciplinary experiences around the project.

**'Associated disciplines'**: they develop students' general knowledge (history-social sciences) and bring them Mastery of specific techniques in architectural design (technical thoughts - artistic culture).

The Bachelor cycle ends with the production of a study report known as "Rapport d'étude" which allows students to reflect on their entire undergraduate cursus.

- Master1 program:

Projects (P45) are attached to '**poles**' which allows students to build their own path and tackle different issues.

Certain projects are subject of agreements with partners abroad on common educational objectives.

They therefore offer a study trip, part of which is financially supported by ENSAV even for exchange students.

There are four '**thematic poles**' at ENSAV:

1. "Space, structure, material",
2. "Cities and territories, housing, landscape and society",
3. "Experimental processes and metropolization",
4. " Architectural cultures and material practices".

**'Initiation to research'** (1st semester): it's a set of modules based on a plurality of lessons and subjects covered. It is also a specific approach of research resources: critical readings, research tools that prepare students for their master thesis.

**'Master thesis'** (2nd semester): the development of the thesis is organized in groups chosen by the student such as: "Heritage, history", "Constructive cultures", "Experimental processes", "Territories, places and practices".

**‘(C45, C2a, C2b) Courses’:** Master student has to follow two elective courses per semester providing courses and lectures on subjects which aim to enrich their general culture.

**TYPES OF CLASSES:**

Teaching in Bachelors and Masters are organized in the form of:

- Workshops (projects) and studios
- CM (Cours Magistral), as Lectures focused on theory
- TD (Travaux Dirigés), as Classwork or Practical classes

Students who attend the CM are recommended to attend the groups of TD classes to which it is related.

The objective of TD classes is to enable them to study in-depth the subjects covered in the lecture classes (CM), as well as to exchange a dialogue with the professor.

**NOTATION SYSTEM:**

Grades in ENSAV are always presented with a local notation: grades out of 20 (see Table 1) and ECTS grades.

An additional ranking of grades A to F also determines the level of the student (in percentage) among subgroup promotions admitted over the two previous years (see Table 2).

Table 1: local notation

20 - 16	<i>Excellent</i>
16 - 15	<i>Very good</i>
14 - 13	<i>Good</i>
12 - 11	<i>Satisfactory</i>
10 - 9	<i>Passing grade</i>
< 9	<i>Not passed/Fail</i>

Table 2: ECTS grades & percentage

<b>Grade</b>	<b>Subgroup in which the student would be :</b>	<b>Definition</b>
<b>A</b>	10% among the best	<i>Excellent: outstanding results, with only minor errors</i>
<b>B</b>	25% next	<i>Very good: result above average, despite a number of shortcomings</i>
<b>C</b>	30% next	<i>Good: generally good work, despite a number of shortcomings</i>
<b>D</b>	25% next	<i>Satisfactory: fair but with significant shortcomings</i>
<b>E</b>	10% next	<i>Sufficient: passing result with minimum criteria</i>
<b>F</b>	-	<i>Failed: Further work is required for the granting of credit</i>

**SPECIFIC COURSES AND PROJECTS REGISTRATION:**

Some courses and/or projects in Bachelor and Master level have their specific ways of registration. This mostly happens to courses and projects that have a list of theme choices, indicated as “**au choix**” on the proposed program.

In this case, the student is asked to confirm one choice in a registration file which must to be sent back on our ‘eforge’ platform (see connection next page) or on hard copy to the “Service Pédagogie” office.

**In Bachelor:**

E31	Registration request sent by email with list of course choices	Deposit of registration file at the “Service Pédagogie” office	In September: before beginning of classes
H31			

### In Master1:

P45	Application request sent by email with list of choices	Deposit of registration files on website eforge	In July: before arrival in France
IUR	Registration request sent by email with list of choices	Deposit of registration file at the "service Pédagogie" office	In September: before beginning of classes

### FRENCH CLASSES (FLE)

20 hours of free intensive French language courses are offered to incoming students in order to help them adapt to a level of study in French. A test is organized at their arrival to define the students' group of level.

The courses start in October for the 1st semester and in February for the 2nd semester.

## b) Stay connected with ENSA Versailles intranet tools

### 1) eforge

Eforge is an online platform used for storing and accessing ENSA Versailles educational files and programs. Teachers will upload their courses files on eforge while students will often be asked to upload their portfolios for project group selections or their works for corrections.

Link to eforge : <https://eforge.versailles.archi.fr/>

Your eforge login connection must be as follow: vstudent number

(number on your student card or on your Taïga profile)

Example: v21278

### 2) Taïga

Taïga is a registration tool used at ENSA Versailles for study applications, cursus registrations and grades recording. You can also download your certificate of enrollment with QR code or courses schedules from your Taïga student account.

Link to Taïga: <https://etudiant.archi.fr/taiga/etd/index.php?ce=vrs1>

Your Taïga login connection must be as follow: firstname.lastname

Example: elodie.dubois

### 3) ENSA Versailles mailbox

Opening an account in ENSA Versailles mailbox is highly recommended for it is directly used by teachers via Taïga box mail to send important courses information (change of schedules, organizations or reports).

Link to ENSA Versailles mailbox: <http://wml.versailles.archi.fr>

Your mailbox login connection must be as follow: [vstudentnumber@versailles.archi.fr](mailto:vstudentnumber@versailles.archi.fr)

Example: v21278@versailles.archi.fr

**Important: your password must be the same for every connection to ENSA Versailles intranet tools.**

### 4) Social Network

You can follow our school and share our events in different social network such as:

- [facebook.com/EnsaVersailles](https://www.facebook.com/EnsaVersailles)
- [instagram.com/Ensav\\_versailles](https://www.instagram.com/Ensav_versailles): share your photos on Instagram with #ecolearchiversailles
- [linkedin.com/company/ecole-nationale-superieure-d-architecture-de-versailles](https://www.linkedin.com/company/ecole-nationale-superieure-d-architecture-de-versailles)

## c) Student card

ENSA Versailles student card is delivered following the student's administration registration before the beginning

of classes. It is a multi-service card that you can use for:

- entering our school (Entry gate street : 5 avenue de sceaux);
- borrowing magazines, DVD, books and e-books from our multimedia library;
- paying CROUS restaurants meals (3€) - a connection to Izly mobile application must be required;
- printing by using your student card for payment (reload your card with a Visa Credit Card at the terminal in front of the international office).

#### d) Study advice and help

- Our student Association “Archibroad” welcomes and integrates all exchange and foreign students coming to study in Versailles. They will accompany you and give you helpful advice on student life throughout your stay.
- You can also meet our professor-coordinators of exchanges to discuss about your exchange program and experiences at ENSA Versailles and get instructive advice. Here follow their names:

<b>Professor-coordinators of exchanges</b>	<b>Countries</b>
<a href="#">David LECLERC</a>	Japan
<a href="#">Eliza CULEA</a>	Romania, Slovakia
<a href="#">Gabriele PIERLUISI</a>	Italy (Roma, Venice)
<a href="#">Ingrid Taillandier</a>	China (Shanghai CAUP Tongji)
<a href="#">Klaas DE RYCKE</a>	Germany, Belgium (Brussels, Liege)
<a href="#">Luc VILAN</a>	Morocco, Portugal, Turkey
<a href="#">Nicolas Dorval Bory</a>	Argentina, Spain
<a href="#">Nicolas PHAM</a>	Belgium (Antwerp), Netherlands, Switzerland
<a href="#">Pierre ANTOINE</a>	Brazil
<a href="#">Raphaëlle HONDELATTE</a>	Colombia
<a href="#">Sophie BRONES</a>	Lebanon
<a href="#">Stephane BERTHIER</a>	Canada
<a href="#">Stephanie de Courtois</a>	Italy (Milan, Naples)
<a href="#">Susanne STACHER</a>	Austria, Estonia, Glasgow, Greece, Thailand, USA

#### e) Exams & holidays periods

	<b>VERSAILLES ACADEMIC CALENDAR</b>	<b>DURATION</b>
<b>1<sup>st</sup> semester</b>	<b>Christmas Holidays</b>	2 weeks - end of December to January
	<b>mid-term exams</b>	2 weeks - beginning of February
	<b>Winter Break</b>	3 <sup>rd</sup> week of February
<b>2<sup>nd</sup> semester</b>	<b>Spring Break</b>	2 weeks - end of April
	<b>final exams</b>	2 <sup>nd</sup> week of June
	<b>Summer Holidays</b>	2 <sup>nd</sup> week of July

## ENSA Versailles student life

### WORKSPACE

#### a) Media Library

The Media Library provides documentary resources in the fields of architecture, urban planning, construction, art, gardens and the human sciences. It also gives access to several digital resources (electronic books, journals, articles, bibliographic databases, etc.). The Media Library organizes presentations of collections, but also of its own catalog ArchiRès and digital resources. You can receive invitation of Meetings around a Book or a Film in your ENSA Versailles mailbox. The library also offer silence areas and group work space that can be booked.

#### How do you borrow?

Registration is free and seamless with your student card:

- 4 works for 15 days
- 2 practical books for 3 days
- 2 DVDs for 3 days

You can extend the loan using the online account you can create on the “ArchiRès” portal : [www.archires.archi.fr](http://www.archires.archi.fr)

#### Opening hours:

Monday, Tuesday, Wednesday: 9:30 a.m- 6:00 pm

Wednesday from: 1h00 p.m - 6:00 p.m

Friday 9 :30 a.m-7:00p.m

#### Contact:

01 39 07 40 02

[mediatheque@versailles.archi.fr](mailto:mediatheque@versailles.archi.fr)

Location : Petite écurie building - Level 2 (2nd floor) - E218

#### b) FabLab

Our FabLab provides space with advanced technology materials for various manual activities and prototyping in allocated areas. It is a place for sharing knowledge and practices.

It is divided into 5 common areas:

1. Plateau: Reception area
2. Digital: Laser cutters, 3D printing, electronics
3. Wood: Stationary and portable tools
4. Workbenches
5. Milling: digital milling machine

#### Opening days:

Monday to Friday

#### Contact:

01 39 07 40 59

[julien.phedyaeff@versailles.archi.fr](mailto:julien.phedyaeff@versailles.archi.fr)

Location: La Maréchalerie yard - Level 0 (ground floor) - North.

#### c) Interactive classrooms

IT classrooms at ENSA Versailles are equipped with technological tools, including self-service computers.

Location: Forge yard - Level 0 (ground floor) - IT service and classrooms.

#### Services:

- A4 to A0 (color and B / W) printers,
- A4 and A3 scanners,
- CD and DVD burners,
- DVD players on all PCs and multi-card readers.
- Software: use of specialized software such as Auto-cad, Archicad, Archiwizard, Arcview, Rhino, Revit...

- Digital photos: multi-card readers up to 6 formats can transfer digital photos to your account.

**Important : students must use their student card as payment device for printing services.**

**Two terminals are at their disposal for recharging student cards with Visa card device:**

- in the administration hall (level 2)
- at the bottom of the main staircase of the Forge.

## d) Student Associations

Being part of one of the student associations is a component of ENSA Versailles student life. Its fifteen associations represent a great variety of cultural, artistic, humanitarian, scientific and sporting activities. The student association activities creates a very lively social scene each semester in our school.

- **Archiabroad**

They create connections and organize events to encourage interactions between foreign and French students at ENSA Versailles.

- **Archibooke**

They produce and distribute the school's "*student yearbook*", under the supervision of a professor at ENSA Versailles.

- **Archivoile**

Sailing Association participating in numerous student regattas.

- **Adn+**

They offer students the opportunity to build design prototypes and distribute them.

- **Badas**

Sports association

- **Bde**

They organize cultural and sports activities throughout the year.

The cooperative offers their members the sale at moderate prices of supplies and technical equipment, particularly a student kit.

- **Green pousse**

Ecological, responsible and sustainable association.

- **K'fet**

Restauration space (snacks and drinks) for students, managed by students.

- **L'arsénik**

Theater club.

- **La grande mousse**

"Central des fanfares" organizes the main student music events.

- **Objectifoto**

Photography association which manages our school's photo studioworks.

- **Radio bap**

The school's student radio station that discusses about architecture, disseminate ideas, exchange...

- **Sons of 4l**

They participate in 'rallye 4l trophy', humanitarian raid for students which combines humanitarian cause support, adventure and discovery...

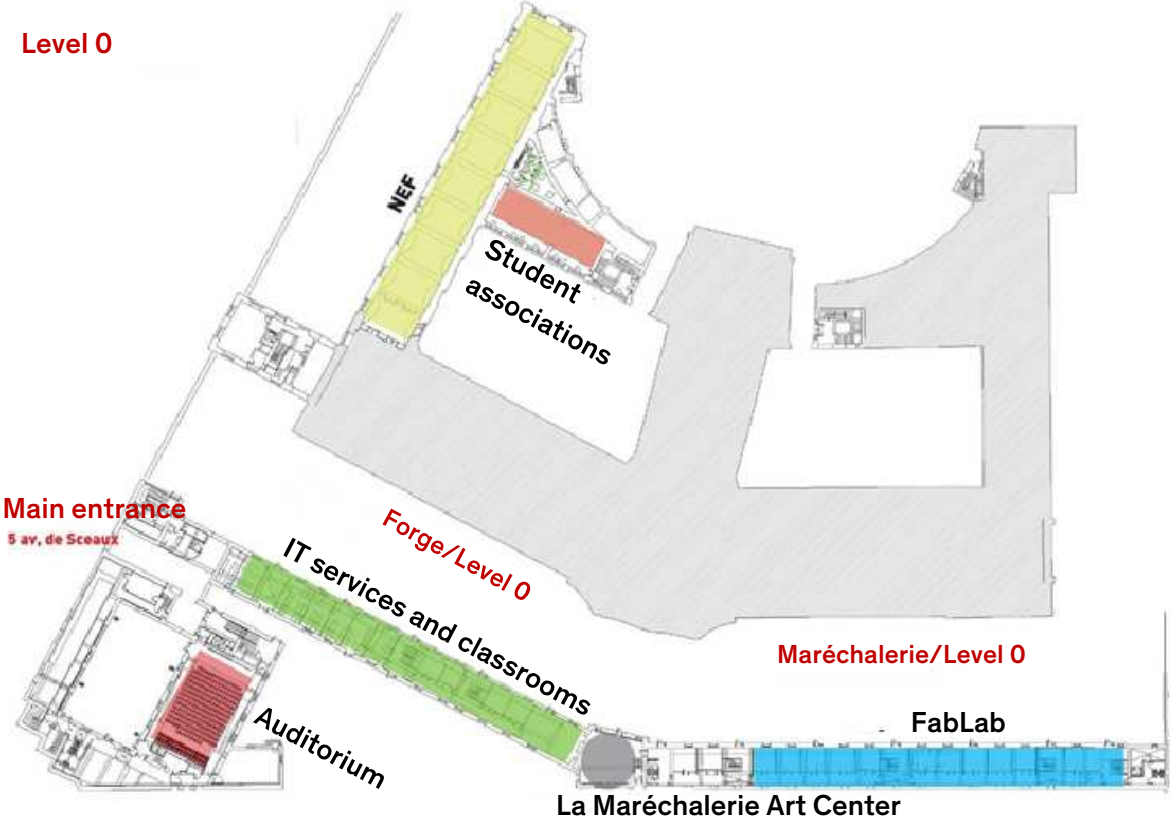
- **Volume**

They perform a review involving student productions made outside the context of studies.

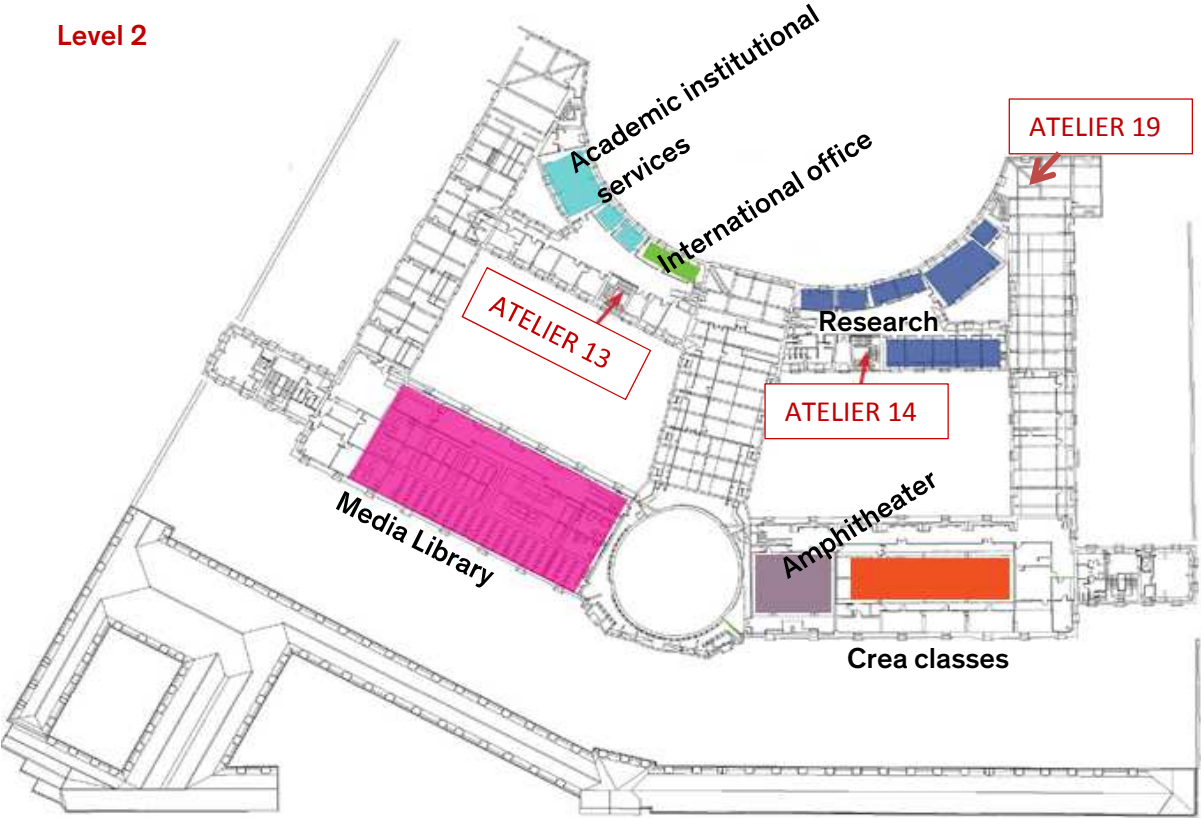
ENSA VERSAILLES PLAN

This page shows the map of our school's principal floors of activities (Level 0 and Level 2). The students' ATELIER 13& 14 (workshop places) are situated in the mezzanine floor (between Level 0 and Level 2) of the building.

Level 0



Level 2





### e) ENSA Versailles art center: La Maréchalerie

ENSA Versailles is very proud to be the only ENSA school in France to have a contemporary Art Center within its school.

Created in 2004, it is located in the former stables of the the palace of Versailles, "La Maréchalerie de la Petite écurie" in french.

Every month, the art center organizes mostly monographic exhibitions thought in-situ and gives prominence to new productions. A book is published for each exhibition. Talks and lectures are organized (as part of the "Manèges" program). It also curates artistic interventions in primary schools (Artistic and Cultural Education Project).

Since its creation, the art center has invited several international artists.

Among them were Michel Blazy, Humberto et Fernando Campana, Jennifer Caubet, Dector & Dupuy, Vincent Ganivet, Jakob Gautel , Tadashi Kawamata, Jan Kopp, Art Orienté Objet, Vincent Mauger, Lucy et Jorge Orta, Laurent Pariente, Felice Varini, Les Frères Chapuisat, Alain Declercq, Marc Johnson, Yves Buraud, Jeanne Susplugas, Bertrand Lamarche, Berdaguer et Pégus, Charlotte Charbonnel, Pascal Broccolichi...

La Maréchalerie shares a special connection with students of the architecture school, and invites artists to run workshops with the teaching staff.

Each exhibition is the occasion for the young architects to participate with the artist in the creation of the project from early conception to the exhibition, to mediation and visitors reception.



2017 Flying House, Jeanne Susplugas - photo Edouard Sérafim



## f) Medical assistance & inability

ENSA Versailles is working progressively to offer social and health assistance to students with special needs in order to enable them to fully experience their student life.

You can find here below various services about student health and special assistance:

<p>ENSA Versailles is affiliated to interuniversity student preventive assistance : SIUMPPS</p>	<p>The Interuniversity Service for Preventive Medicine and Health Promotion (SIUMPPS) coordinated by Sorbonne Universities, is dedicated for all students:</p> <ul style="list-style-type: none"> <li>➤ to ensure better health care for students,</li> <li>➤ to improve health monitoring,</li> <li>➤ to develop prevention and health education actions,</li> <li>➤ to promote the integration of disabled students.</li> </ul> <p>The Sorbonne University multidisciplinary team of SIUMPPS (nurses, doctors, psychologists, social workers and administrative managers) welcomes students in a unique space. Inability shifts are available to students for personalized meetings and specific awareness campaigns.</p> <p>SIUMPPS contacts: Please ask for an appointment with the center: <a href="https://www.doctolib.fr/centre-de-medecine-preventive/paris/siumpps-paris-diderot">https://www.doctolib.fr/centre-de-medecine-preventive/paris/siumpps-paris-diderot</a> In case of difficulty or for any special request, contact the secretariat on 01 57 27 94 60.</p>
<p>Family planning center</p>	<p>Address : 3 bis impasse des Gendarmes, 78000 Versailles Tel : 0 801 802 803 Opening dates and hours: From Monday to Friday - 8h30 a.m. to 5h30 p.m.</p>
<p>Student psychological support <i>Le bureau d'aide psychologique universitaire (BAPU)</i></p>	<p>The (BAPU) university psychological support center : welcomes students who need psychological help. The student can ask for an appointment with a therapist by contacting the desk office directly. The first interviews will clarify the student's request. The process remains confidential. Open on Monday to Friday from 9 a.m. to 7:30 p.m. There are 4 addresses:</p> <ol style="list-style-type: none"> <li>1. 20 rue Larrey, 75005 Paris Tel: 01 43 37 16 16 Metro Place Monge - Cardinal Lemoine</li> <li>2. 50 rue Ribera, 75016 Paris Tel: 01 45 20 14 40 Metro Jasmin</li> <li>3. 131 rue de Bagnolet, 75020 Paris Tel: 01 40 09 05 09 Metro Porte de Bagnolet or Gambetta</li> <li>4. 44 rue Henri Barbusse, 75005 Paris Tel: 01 43 29 65 72</li> </ol>
<p>Inability &amp; mobility help</p>	<p>ENSA Versailles offers specific help for disabled students or students with special needs, including assistance for exams (extra time, comfort), academic tutoring and assistance for mobility problems. For more information, please contact : <a href="mailto:international@versailles.archi.fr">international@versailles.archi.fr</a></p>

## What to do in Versailles

### CULTURAL EVENTS AND LEISURE IN VERSAILLES

The list of things to do and to experience in Versailles can't be exhaustive but we have listed here below some of the main activities that you can experience easily during your stay.

<p><b>Principal places to visit in the Château de Versailles</b> More information on: <a href="https://www.chateauversailles-spectacles.fr/programmation/1">https://www.chateauversailles-spectacles.fr/programmation/1</a></p>	<ul style="list-style-type: none"><li>- Great musical water show in the Garden of Chateau de Versailles from May to October with nocturnal Promenade on Saturday and Sundays<ul style="list-style-type: none"><li>➤ nocturnal fountain waters show</li><li>➤ musical garden show</li></ul></li><li>- Concerts in the Royal Chapel</li><li>- Exhibition of talented artists</li><li>- Nocturnal show in the Grand Hall of Mirrors</li><li>- Esprit Jardin in the 'Potager du Roi' : on October 2nd and 3rd, 2021 (free entrance from 9:00 p.m. to midnight)</li><li>- Le Hameau de la Reine : an educational farm</li><li>- Closure of garden and waters show at Château de Versailles in October.</li></ul>
<p><b>Heritage Day</b></p>	<p>free visit to all historical heritage monuments in France. The third week-end of September is the best occasion to visit (free entrance) monuments that are rarely open to public.</p>
<p><b>Théâtre Montansier</b> Address : 13 Rue des Réservoirs, 78000 Versailles</p>	<p>artistic creations, music, theater and dance (10€ for 26 years old and under)</p>
<p><b>National Academic Equestral of the Domain of Versailles</b> Address : Avenue Rockefeller, 78000 Versailles <a href="https://www.bartabas.fr/">https://www.bartabas.fr/</a></p>	<p>equestral ballet at the "Grande Ecurie" (20-25€)</p>
<p><b>La Royale Factory</b> <a href="http://royalefactory.fr/">http://royalefactory.fr/</a></p>	<p>a pub comedy show in Versailles (from 11€)</p>
<p><b>Galerie des Carrosses</b> Adresse : Avenue Rockfeller, 78000 Versailles</p>	<p>as a museum of French history and an 18th and 19th century Auto Show, the Galerie des Carrosses presents the most beautiful prototypes and the latest advances in French vehicle bodywork (7€)</p>
<p><b>Trip'in Trott</b> (on all terrain scooter) Contact: <a href="mailto:contact@tripintrott.com">contact@tripintrott.com</a></p>	<p>Promenade around the city or in Forest of Versailles: your choice. Discover the historic districts and green spaces of Versailles or go on excursions in the heart of the leisure forest of Saint-Quentin-en-Yvelines for a breath of fresh air and the sensations of off-roading (35€)</p>
<p><b>Engrenage Escape Game</b> Adresse : 6 bis rue Georges Clémenceau, 78000 Versailles <a href="mailto:contact@engrenage-escapegame.com">contact@engrenage-escapegame.com</a></p>	<p>The prices vary according to the number of people forming the group and according to the reserved time slot (18€ to 27€)</p>

For more information, use the interactive map:

<https://www.versailles-tourisme.com/carte-interactive.html>

## Useful web site addresses and phone numbers

### a) useful French administration web sites

- a. for your visa: [https://france-visas.gouv.fr/en\\_US/web/france-visas/studies-training](https://france-visas.gouv.fr/en_US/web/france-visas/studies-training)
- b. for French healthcare system registration: <https://etudiant-etranger.ameli.fr/#/>
- c. for student health supplementary insurance: <https://heyme.care/en/foreign-student>
- d. for student housing financial aid: [CAF](#)
- e. for your transportation title: <https://www.ratp.fr/titres-et-tarifs>
- f. for non-European students' resident permit:  
<https://administration-etrangers-en-france.interieur.gouv.fr/particuliers/#/>

### b) Useful phone numbers:

These are the main emergency phone numbers in France with 24 hours a day services and free of charge

- **112**: European emergency number
- **15**: Medical assistance and intervention in a situation of vital distress, and redirecting patients to care organizations: medical practice, ambulance transport to nearby hospital...
- **17**: Police and enforcement intervention that can be called if you are victim of or if you witness an aggression or any kind of violence. Keep your calm as much as possible, give your exact location, the nature of the emergency, the number of attackers and their description, note the plate numbers and indicate the direction of escape, etc.
- **18**: Firefighters number in case of fire, gas leak, risk of collapse, burial, burn, electrocution, road accident, etc
- **114**: Unique national emergency number for the deaf and hard of hearing accessible initially, by FAX or SMS. No voiced phone calls. Deaf and hearing professionals specifically trained then process these messages and contact the competent emergency services (police / gendarmerie, SAMU, firefighters), if the situation requires their intervention.
- **196**: Operational center for sea surveillance and rescue (CROSS).
- **116 006**: (France metropolitan) hotline for victims of moral harassment and bullying.
- **3919**: hotline for victims or witnesses of sexual or gender-based violence.
- **3928**: reporting and support of victims or witnesses of any kind of discrimination (gender, race, inability, social etc)